

2020 BMIFC Annual Report



Photograph by Larry Aragon

Inside this issue:

BLUE MOUNTAIN INTERAGENCY FIRE CENTER	2
AVIATION — FIXED WING	3
AVIATION — ROTOR WING	4
WASHINGTON DNR	5
BUREAU OF INDIAN AFFAIRS	5
OREGON DEPARTMENT OF FORESTRY	6
UMATILLA NF	7
WALLOWA-WHITMAN NF	8
IHC	9

BLUE MOUNTAIN INTERAGENCY FIRE CENTER
UMATILLA NATIONAL FOREST
WALLOWA-WHITMAN NATIONAL FOREST
UMATILLA BUREAU OF INDIAN AFFAIRS
OREGON DEPARTMENT OF FORESTRY
SOUTHEAST REGION WASHINGTON DNR



2020 BMIFC Annual Report

Blue Mountain Interagency Dispatch Center

“Our Mission Is Your Safety”

Blue Mountain Interagency Dispatch Center’s (BMIDC) footprint received multiple lightning storms throughout the summer, keeping fire fighters on the ground and in the air busy.

Fire season kicked off with the Matlock incident (North Fork John Day Ranger District) which saw the deployment of our NEO T3 Team for the first time since 2018. This incident started July 28th due to lightning.

The Meacham Complex Fire dominated the footprint of BMIDC this season. Multiple lightning ignitions from August 19th contributed to this complex. It burned actively throughout the months of August and September on the Walla Walla Ranger Dist.

The T3 Team was also assigned to the Birch Creek a human caused incident starting Sept. 14th. This fire also took place on the NFJD Ranger District.

2020 presented all agencies with numerous challenges, impacts of the novel corona virus, a historical fire season in western Oregon, and the rollout of several new applications. Despite extenuating circumstance, impressive coordination and emphasis on safety prevailed.

As always, thank you for the support from the BMIDC Ops group, Board of Directors, Line Officers and the Radio Group. We appreciate your continued support.

We are committed to continue providing excellent service to our users in 2021, where your safety is our mission.

La Grande Fire Cache

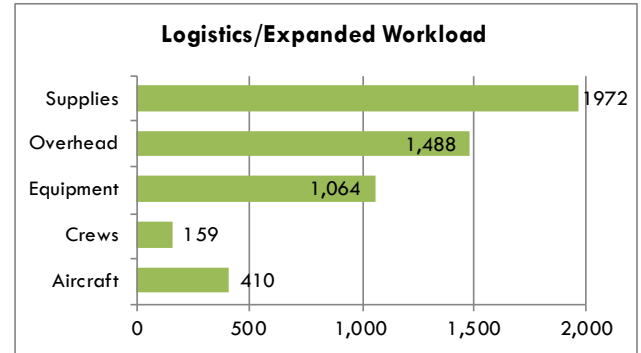
The 2020 season at the La Grande Fire Cache got its kick start in May. Annual kit updates and preparation to provide Covid-19 support to incidents were the primary focus of the crew.

This year we welcomed 2 new PSE employees to the cache, Brandon Sieders and David Reilly. The La Grande Fire Cache employed a total of 7 Administratively Determined (AD) employees, to increase our workforce, this year AD salaries paid in support of the La Grande Fire Cache totaled approximately \$91,675, helping boost the local economy. With the busy season in in the Pacific Northwest this year, we were able to send out 5 detailers to help provide support to the Wenatchee Interagency Fire Cache for 28 days. We were also able to provide a RCDM Trainee from the cache in support of the Archie Complex.

During the 2020 season the La Grande Cache provided \$3,521,985 in support to both Regional and National Caches by shipping and delivering supplies items in support of ongoing incidents. The Cache also provided local support to 1-Type I, 2-Type II, and 4-Type III incidents on the Umatilla NF and Gifford-Pinchot NF. In addition, resource requests for small initial attack incidents kept the crew busy. Cache personnel also assisted with the Region 6 Rappel Academy as well local unit needs for the Oregon Department of Forestry, Washington DNR, local BIA and BLM units.

Utilization of an exclusive use Trucking Service Contract with local trucking companies provides for the direct delivery of logistical support items in support of ongoing incidents for large shipments of supplies and equipment, as well putting money into the local community. Estimated cost for trucking support this year was \$143,164.

Our overall inventory value for 2020 totaled \$7,440,321. The dollar amount issued directly out to incident support for the 2020 fire season was \$3,590,384. Total dollar amount returned from incidents was \$4,184,452. Total miles driven this year in support of incidents, accident free, was 25,336.



Initial Attack	
Wildfire Incidents	292
Search & Rescue	9
Medical Aid	15
Law Enforcement	18
Natural Disaster	4
Prescribed Fire	21
Smoke Chases	206
Admin Tracking	3594
*groups signed out *5/1-10/31	
Night Shifts	34

Logistics

IROC Incidents Created: 317
(Supported 231 non local incidents)

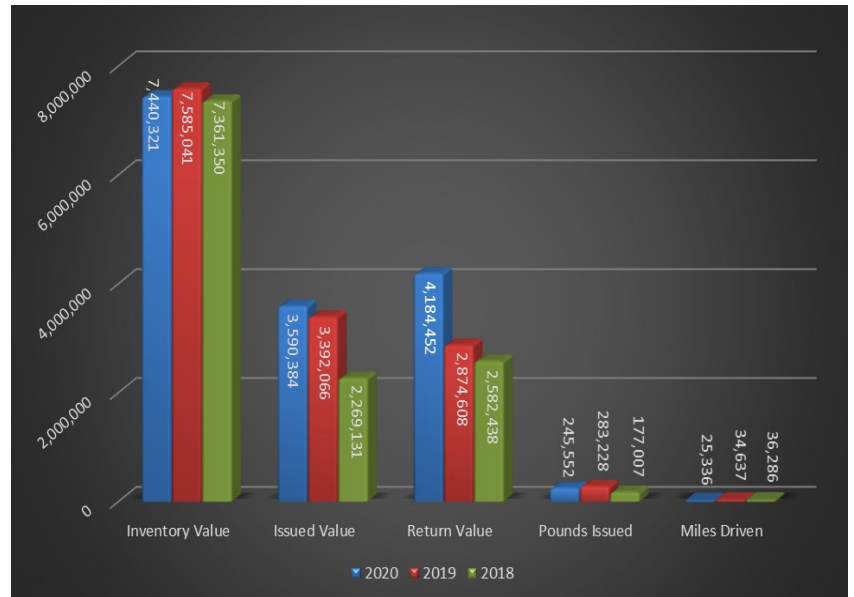
Union IHC: 15 Assignments

La Grande IHC: 17 Assignments

Type II IA Crews: WWF - 5/ UMF - 5
UMF Vet Suppression Module - 4

NEO Type 3 Team: 2 Assignments
Matlock and Birch Creek (OR-UMF)

NW Team 9: Neals Hill (OR-BUD),
White River (OR-MHF), Archie Creek (OR-UPF)



2020 BMIFC Annual Report

Aviation - Fixed Wing



La Grande Exclusive Use ATGS

Air Attack N78NA

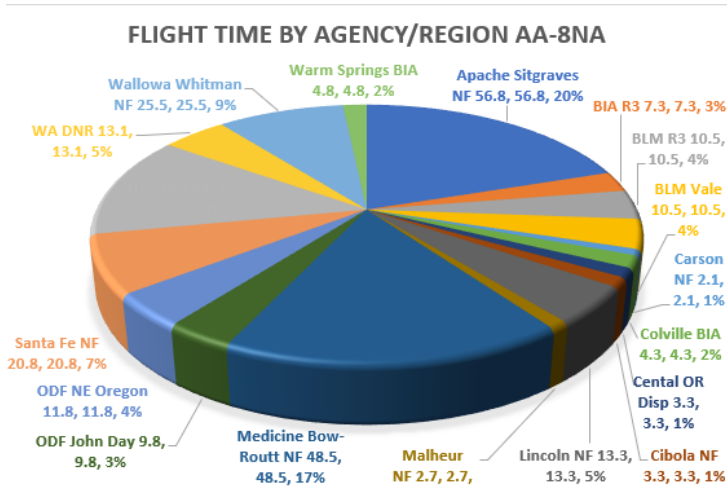
La Grande Air Attack (8NA) began the season stationed in R3 from May to mid June. June 18th, the platform moved back to R6. 8NA finished up the long season in R2 from late Sept to Nov. 8NA supervised 750 flight hours of helicopters, 495 flight hours of retardant planes, and 24 hours of scoopers.

ODF Aircraft

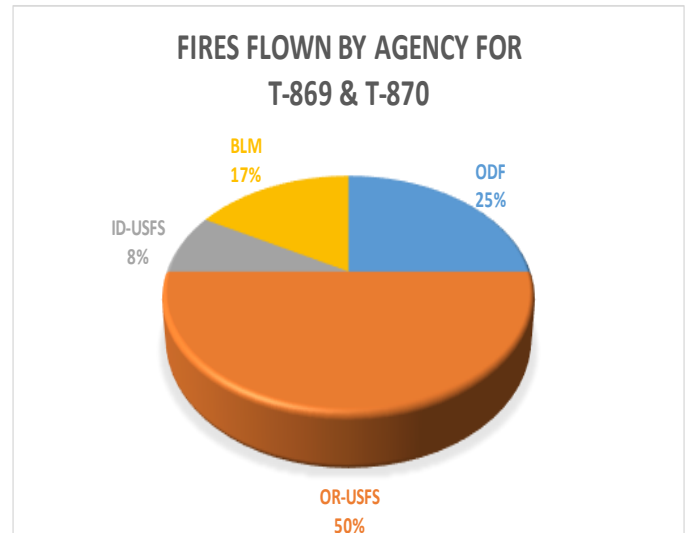
Detection Plane N60018

018 had a busy season with a total of 117.7 flight hours on the BMIDC footprint.

Flight Stats	T-869	T-870	Totals
Flight Time	54.16	52.26	106.42
Total Number of Flights	29	28	57
Total Gallons of Retardant	49,505	52,201	101,706



Total Hours Flown: 285 / Total Mission Legs: 93



La Grande Air Tanker Base

Cost to Incident	
Retardant Cost	\$842,835
Flight Time Cost	\$1,119,556
Landing Fees	\$15,465
Total Cost	\$1,998,303

The La Grande Air Tanker Base opened for fire support on June 15th. On July 03, T-804, T-827, & T-877 flew the first five loads from La Grande Air Tanker Base to the Schoolcraft Fire, OR-973S-000331. The heaviest activity occurred on August 20th with 57 loads for 54,854 gallons of retardant. The last load of the season came on September 21, T-869 and T-870 flew the last four loads to the Ritter Fire, OR-952S-020354. 250 missions were flown from La Grande Air Tanker Base. The base supported 62 fires with 164 SEAT and 86 large air tanker retardant loads. The final cost to these incidents was \$1,998,303.18. The Tanker Base pumped a total of 360,186 gallons of retardant in 2020. This is a force-account base so there are no retardant contract costs. This is the 28th season without an accident or incident with Large Air Tankers, SEATs or Lead Planes.

2020 BMIFC Annual Report

Aviation – Rotor Wing

Type 1 Helicopter

T1 Limited Helicopter N949CH

On July 7th, 9CH (The National Type 1 Exclusive-Use helicopter hosted by the WWF) managed by the La Grande Air Base personnel came on contract. 9CH started the season in OR, staying within R6 until the end of Sept shifting to R3. 9CH stayed in R3 until the end of Oct. then moved to CA closing the season out Nov. 30th with a total of 1.5 mil. Gallons dispersed.



ODF Aircraft

T2 Limited Helicopter N703NP

3NP started on July 13th, and ended the season on September 26th. The helicopter supported 14 incidents for 75 hours of flight time. Significant fires in 2020 were Rysdom Canyon, Matlock, And Meacham Complex 11% of flight time was spent on ODF ground.



Grande Ronde Rappel Base



N404HA (Bell 205 A1++) was on a 120-day contract in 2020 extending 23 days. 4HA and crew started off the season in within R6, not moving out of OR until late September with an assignment to WY. The ship and crew stayed in WY and CO until they went off contract. Oct. 6th.

Statistics	4HA	3HT
Flight Time on Home Unit:	42.8	64.5
Flight Time off Forest:	69.6	52.3
Initial Attack Flight Time:	66.5	87.4
Extended Attack Flight Time:	98	29
Project/Training Flight Time:	10.2	17.2
Non-Federal Flight Time:	10.6	9.3
Total Flight Time:	141.3	133.6
Rappel Fires:	13	13
Helitack Fires:	7	18
Number of Operational Rappels:	52	46
Gallons of Water Delivered:	138,100	43,140

N223HT (Bell 205 A1++) was on a 120 day contract in 2020, extending 32 days. The crew started the season off on May 15th in NM. July, Aug, and Sept the crew remained in the Region supporting fires in OR & WA. 3HT buttoned up the season supporting the Riverside Fire, and the aircraft went off contract Oct. 13th.

2020 BMIFC Annual Report

Washington Department of Natural Resources



2020 Fires	Number of Fires	Acres Burned
Lightning	2	57.1
Human	6	3.4
Totals	8	60.5

Incidents	Ignition Date	Acres	Cause
Coppei	7/4/2020	0.50	Human
Klicker Mountain	7/7/2020	0.10	Lightning
Whiskey Creek	7/27/2020	2.50	Human
Pioneer Park	8/14/2020	0.10	Human
Morris Canyon	8/18/2020	57.00	Lightning
East Mountain	9/24/2020	0.10	Human
South Touchet	9/29/2020	0.10	Human
Touchet Road	10/2/2020	0.10	Human

Umatilla Agency, Bureau of Indian Affairs



2020 Fires	Number of Fires	Acres Burned
Lightning	1	.1
Human	26	11.60
Totals	27	11.61

Incident	Acres	Ignition Date	Cause
Thornhollow	0.21	3/6/2020	H
Mustang	0.10	3/21/2020	H
Bowman Road	0.10	3/25/2020	H
Alder Drive	0.10	3/31/2020	H
B Street	0.10	4/9/2020	H
Cottonwood	1.00	4/17/2020	H
Milepost 216	0.25	5/28/2020	H
Thompson Road	0.25	6/28/2020	H
Walla Walla Court	0.10	7/3/2020	H
Mission Highway	0.10	7/5/2020	H
Mile Marker 213	0.10	7/6/2020	H

Incident	Acres	Ignition Date	Cause
Theater Road	0.30	7/6/2020	H
Lloyd Road	0.10	7/18/2020	H
Eagle	0.10	8/21/2020	H
INC 979	0.10	8/25/2020	H
Mission Road	0.10	8/30/2020	H
Riverbank	0.10	9/5/2020	H
Hobby Road	0.7	9/14/2020	H
Cone	0.10	9/15/2020	H
Tamarack Loop	0.10	9/24/2020	H
Conner Road	0.10	10/9/2020	H
Burke Road	0.10	10/22/2020	H
Tias Road	6.70	11/1/2020	H
Spring Creek Road	0.10	11/13/2020	H
Titanic	0.30	11/16/2020	H
Cowpie	0.10	11/23/2020	L
Rain Water	0.10	12/20/2020	H

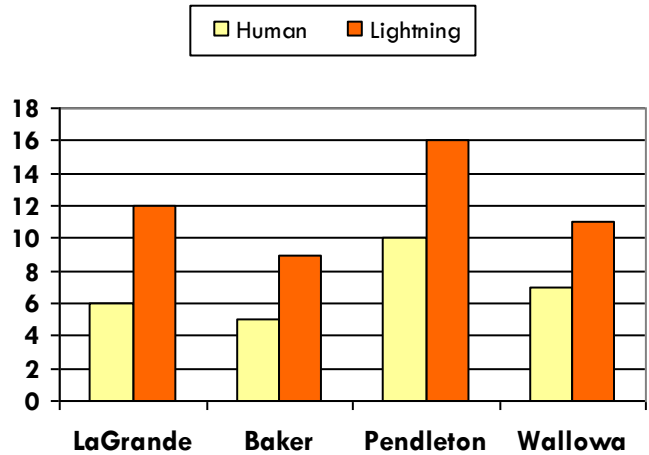
2020 BMIFC Annual Report



Oregon Department of Forestry

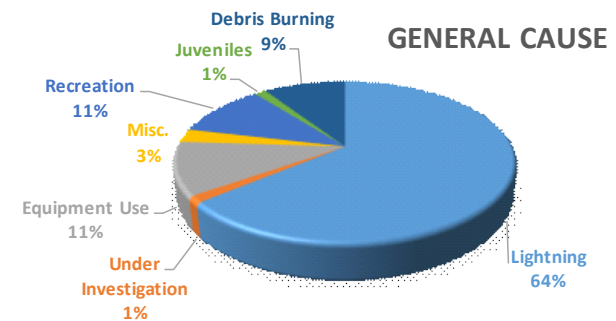
- 2020 was slightly above for number of stat fires, and below average on acreage burnt for the season.
- 93% of all fires were caught at 10 acres or less.
- H-3NP supported 14 incidents, 11% of the incidents were on ODF ground.
- N60018 Recon Plane had 117.7 hours of flight time.
- T-869 and T-870 dropped 101,706 gallons of retardant on 23 incidents. Both SEATs flew for a total of 106.42hours of flight time.

Fires by Cause



Significant or Large Incidents

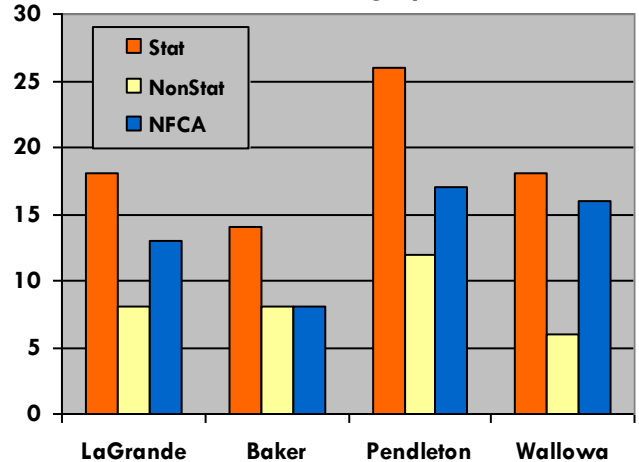
Fire	Ignition Date	Acres	Cause
Camp Five	3/17	5	H
Riverbend 244	3/25	14	H
Schoolcraft	7/3	95.7	H
Stubblefield	8/6	6.5	L
Horse	8/19	85.8	L
Ensign	8/19	18.14	L
Rysdom Canyon	8/21	79	L



Ten Year Average

Year	# Of Fires	Acreage
2020	76	337
2019	75	486
2018	78	1,466
2017	59	636
2016	44	873
2015	85	53,780
2014	106	1,038
2013	106	315
2012	46	4,076
2011	65	909
Average	74	6,392

Category



2020 BMIFC Annual Report

Umatilla National Forest

Unit	Fires	Acres
Heppner	12	143
Pomeroy	10	499.1
N.F. John Day	26	134.7
Walla Walla	38	301.4
TOTAL	86	1,078.2

SIGNIFICANT OR LARGE INCIDENTS:

Matlock	(7/28)
Rattlesnake	(8/19)
Meacham Complex	(8/20)

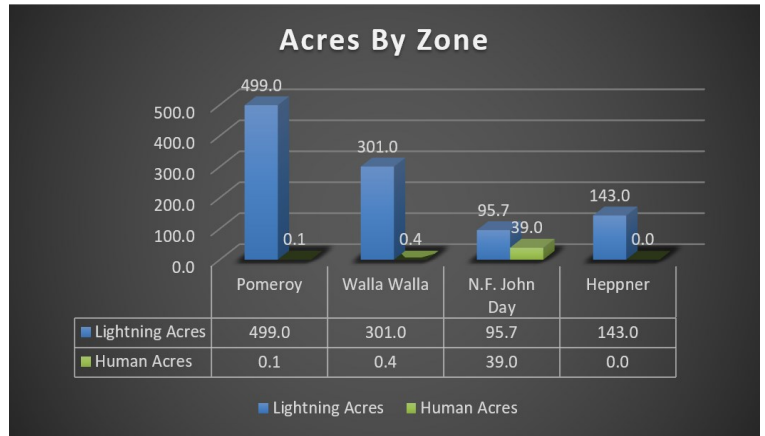
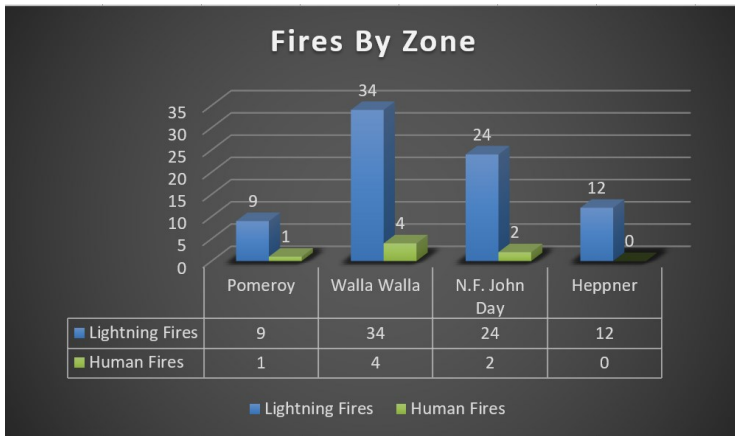
THE FOREST ASSEMBLED 5 TYPE II IA CREWS:

- UMF#1 - Wallace (NV-HTF)
- UMF#2 - Cedar (NV-ECFX)
- UMF#3 - Meacham Complex (OR-UMF)
Morris Canyon (WA-SES)
- UMF#4 - Creek (CA-SNF)
Bobcat (CA-ANF)
- UMF#5 - Round Valley (AZ-CNF)
Trail (AZ-PHD)

Fuels Program	
Jackpot/Landscape	1,133 acres
Pile Burning	5,059 acres
Total	6,192 acres
Wildfire that Burned Planned Treatment	1,468 acres

UMATILLA VETERAN SUPPRESSION MODULE

Mullen	(WY-MRF)
Morris Canyon	(WA-SES)
MAF ABCD MISC	(OR-MAF)
Cave	(OR-UMF)



Year	Number of Lightning Starts	Lightning Acres	Number of Human Starts	Human Acres	Total Number of Starts	Total Number Of Acres
2011	61	114	8	73	69	187
2012	36	8	11	8	47	16
2013	94	1,429	10	13	104	1,442
2014	75	7,231	7	1	82	7,232
2015	83	71,623	16	2,265	99	73,888
2016	12	205	10	48	22	253
2017	49	134	16	185	65	319
2018	29	1,056	13	414	42	1,470
2019	68	6,190	17	164	85	6,354
2020	79	1,039	7	39	75	1,078
10 yr. avg.	59	8,903	12	321	69	9,224

2020 BMIFC Annual Report

Wallowa-Whitman National Forest

THE FOREST ASSEMBLED 5 TYPE II IA CREWS:

WWF#1 - Wire Pass (UT-CCD), Parson (NV-ECFX), Meadow Valley (NV-ELD)

WWF#2 - Hog (CA-LMU), Red Salmon Complex (CA-SRF)

WWF#3 - GRFZ Misc. ABC (OR-WWF), Ensign (OR-973S)

WWF#4 - Lionshead (OR-WSA)

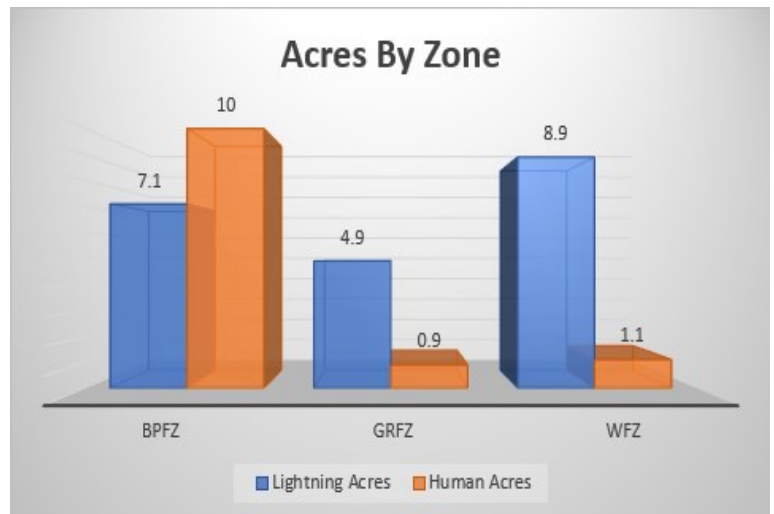
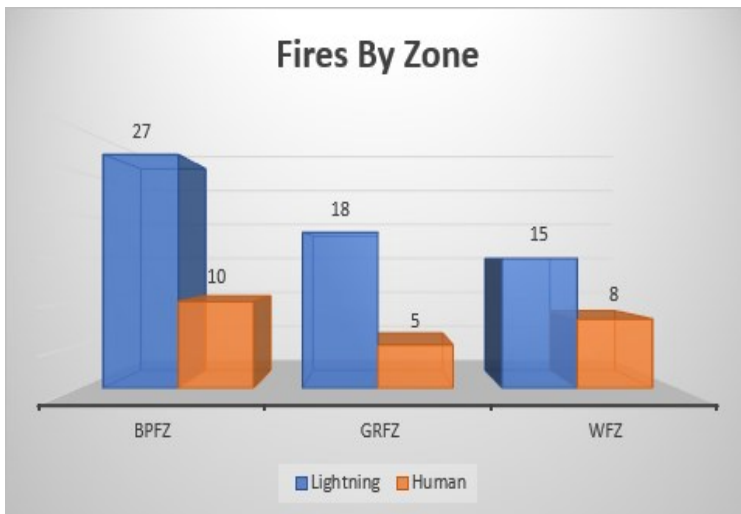
WWF#5 - Cameron Peak (CO-ARF)

LA GRANDE IHC - 17 Assignments

UNION IHC - 15 Assignments

Unit	Fires	Acres
Burnt Powder Fire Zone	37	17.05
Wallowa Fire Zone	23	10.01
Grande Ronde Fire Zone	23	25.8
TOTAL	83	52.86


Fuels Program	
Hazardous Fuels Reduction	Acres
RX Fire	2,814
Pile Burning	1,963
Fire for Resource Benefit	5,632
Timber Slash Disposal (BDBD)	Acres
Landing Piles	1,153
Broadcast Burning	67



Year	Number of Lightning Starts	Lightning Acres	Number of Human Starts	Human Acres	Total Number of Starts	Total Number Of Acres
2011	61	836	20	8,397	81	9,233
2012	42	70,678	40	60	82	70,738
2013	124	860	16	69	140	929
2014	99	55,575	15	339	114	55,914
2015	63	42,687	23	7,561	86	50,248
2016	33	30	29	28,584	62	28,614
2017	91	4,317	20	182	111	4,498
2018	26	17	13	5	39	22
2019	67	5,706	26	27	93	5,733
2020	60	21	23	12	83	33
10 yr. avg.	67	18,073	23	4,524	89	22,596

2020 BMIFC Annual Report


Interagency Hotshot Crews



LA GRANDE HOTSHOTS



La Grande Hotshots started the season in June supporting fires in AK. July found them briefly back home on a local IA, from which they were re-assigned to NM and AZ. They finished out the last part of July on another local T3 fire. In August the crew remained within the local footprint, and finished out August/Sept within the region supporting incidents in WA, and OR.



Total days crew was assembled	182
Start Date	4/12/20
End Date	10/1/20
Total number of days assigned to incidents (Includes travel)	100
How many days were in official travel status	18
How many 14 day tours were completed during total number of days assigned	6
Number of days on project work while assigned (list specific type: e.g.. Trails, fuels etc.)	0
Total number of days off	26
Days off in pay status	7
Days off in non- pay status	19
Number of days in training	15



Union Hotshots



Union IHC kicked off the season by heading to the Southwest (NM/AZ) in the beginning of June, and finishing out the month in UT. July saw the crew back in R6 supporting incidents in OR. In August the crew started off on local incidents, bumped over to MT, and finished out the month back in OR. The crew finished out their season in September with multiple OR fires.



Total days crew was assembled	174
Start Date	4/13/20
End Date	10/1/20
Total number of days assigned to incidents (Includes travel)	99
How many days were in official travel status	11
How many 14 day tours were completed during total number of days assigned	6
Number of days on project work while assigned (list specific type: e.g.. Trails, fuels etc.)	2
Total number of days off	26
Days off in pay status	11
Days off in non- pay status	6
Number of days in training	18